



# CHAPTER 0

# INFORMATION





**BLANK PAGE**



## 1- TLD INFO

Please go to [www.tld-group.com](http://www.tld-group.com) to find your Local Sales & Service contacts

CONTACTS

**A UNIQUE AND UNRIVALLED GLOBAL AND LOCAL NETWORK.**  
**TO CONTACT TLD LOCALLY, AT THE LOCATION CLOSEST TO YOU IN YOUR HOME COUNTRY, PLEASE CHECK THE CONTACT DETAILS BY COUNTRY.**

1 PLEASE SELECT AN AREA -

AFRICA  
ASIA  
CARIBBEAN  
CENTRAL AMERICA  
EUROPE  
MIDDLE EAST  
NORTH AMERICA  
OCEANIA  
SOUTH AMERICA

2 PLEASE SELECT A COUNTRY +

3 GET THE CONTACT DETAILS +

CUSTOMER SUPPORT



## 1-1- DISCLAIMERS/RESERVATION OF ALL RIGHTS

### 1-1.1. DISCLAIMERS



**NOTE:**

SOME ILLUSTRATIONS MAY SHOW AN EQUIPMENT WITH OPTIONS THAT ARE NOT FITTED ON YOUR EQUIPMENT (BUT WHICH ARE AVAILABLE FROM OUR NETWORK) OR WITH PROTECTIVE COVERS REMOVED SIMPLY FOR MAKING THE INFORMATION EASIER TO UNDERSTAND; THIS DOES NOT CORRESPOND TO A NORMAL OR RECOGNISED MODE OF USE.

PHOTOGRAPHS ARE NOT CONTRACTUAL IN NATURE; EQUIPMENT CAN VARY WITHOUT PRIOR NOTICE.

The paper documentation supplied as standard with the machine is made up of chapters 0 and 1, **accompanied by circuit diagrams and documents necessary for safety and operation**. Please visit the TLD website to access chapters 2 to 5.

The information contained in this document is the latest at the time the equipment was dispatched. This manual may have been updated or modified since then. In order to obtain the most recent information, we recommend that the operator visits the TLD website where this information is available as a download.

### 1-1.2. ALL RIGHTS RESERVED

No part of this publication and/or any part of any TLD manual may be reproduced, distributed or used in any form by any means – graphical, electronic or mechanical including photocopying, recording, taping, or information storage and retrieval systems – without the prior written consent of TLD.






## 1-2- ACCESS TO THE TLD WEBSITE

### 1-2.1. INTRODUCTION

In order to access the TLD Extranet website you must have a username and a password. If you do not have these, then they may be obtained from your TLD representative.

### 1-2.2. HOME PAGE / LOGIN



**Welcome to the TLD Extranet**

Please login

\*Username

\*Password

[Forgot your password?](#)



[No account yet? Sign up here!](#)

\* denotes required field

You must have a valid username and password in order to proceed in this site

**NOTE:** For PUNCHOUT users, you must enter this site from your exchange site

---

[Home](#)
[My Account](#)
[Equipment](#)
[Products](#)
[Punchout](#)
[Parts Status](#)
[Service](#)
[Help](#)
[Contact Us](#)
[Log Out](#)

[To apply for access to our e-parts, click here](#)

**Equipment**

TLD Serial Number:  
Search Equipment by TLD Serial Number

Customer Asset Number:  
Search Equipment by Customer Asset Number

List my Equipment:  
List all of your Equipment

**Spare Parts**


Search by Part Number alone  
Part Number:  qty:

Search by Asset Number/TLD Serial Number Plus Part Number  
Customer Asset/TLD Serial Number:  Part Number:  qty:

Search by Asset Number/TLD Serial Number Plus Description  
Customer Asset/TLD Serial Number:  Description:


Search by Asset Number/TLD Serial Number Plus Category  
Customer Asset/TLD Serial Number:  Major Component:

**Your Sales Representative**




**BLALOCK, Mark**  
TLD U.S.A. (Region NALAAJ)  
Sales & Service  
Vice President - Sales and Service - North America  
[mark.blalock@tld-america.com](mailto:mark.blalock@tld-america.com)  
+1 972 490 4538  
+1 972 490 4538

**Your Spare Parts Representative**



**LUDWIG, Kimberly**  
TLD U.S.A. (Region NALAAJ)  
Spare Parts  
[kim.ludwig@tld-america.com](mailto:kim.ludwig@tld-america.com)  
1-860-602-3400  
1-860-602-3428

**Your Service Representative**



**RAWLS, Michael**  
TLD U.S.A. (Region NALAAJ)  
Service  
Service Manager  
[mike.rawls@tld-america.com](mailto:mike.rawls@tld-america.com)  
972-490-5559

Note: If one of your assigned Representatives is not available, please contact your TLD Hub.



**BLANK PAGE**





## 2- GENERAL WARRANTY CONDITIONS

# GENERAL WARRANTY CONDITIONS

This document presents the warranty conditions offered to any customer for any piece of equipment manufactured in the TLD facilities and sold to him through the authorized TLD Sales and Service network. The general warranty conditions hereunder described do govern the relationship between final customer of a TLD product, hereunder called « the Buyer » and TLD factory, called « the Manufacturer », following the sales of new product manufactured by TLD, through an authorized TLD Sales and Service organization of TLD Group, called « the Seller », i.e. TLD Europe (Headquarters in France), TLD MEAL (Headquarters in Dubai, UAE), TLD America (Headquarters in Connecticut, USA), TLD China (Headquarters in Shanghai, PRC) or TLD Asia (Headquarters in Hong Kong), or any other subsidiary or any other authorized TLD distributor. The fact that the buyer places an order of a TLD product means that he has read the present policy and does accept its provision. Any other general or particular provision that differs from or contradicts one of the general or particular conditions described hereafter which may appear in any document from the buyer and especially in its general purchasing conditions, cannot be used against the manufacturer unless accepted by TLD in a written agreement.

### ARTICLE 1:

TLD warrants that each new item of equipment is of good workmanship and is free from mechanical defects provided that:

- 1) The product is installed, maintained and operated in accordance with the TLD Equipment's instructions.
- 2) The product is used under normal operating conditions, for which it is designed.
- 3) The product is not subject to misuse, negligence or accident.
- 4) The product receives proper care, lubrication, protection and maintenance under the supervision of trained personnel.
- 5) The product is normally protected from exterior aggressions whatever their origin.

### ARTICLE 2:

This warranty expires, unless otherwise agreed by TLD in a special provision, 27 months after shipment from the Manufacturer's location, or 24 months after being placed in service, or after 2000 operating hours if the main engine of the unit is under 50KW or 3000 operating hours if main engine of the unit is above 50KW, whichever first occurs.

### ARTICLE 3:

The TLD Warranty is strictly limited to the replacement of defective parts and if the repair does justify it, to the assistance of a technician. Parts shipping expenses, traveling and housing expenses of TLD personnel are to be paid by customer.

### ARTICLE 4:

The TLD Warranty does not apply to fluids, oils, fuses, bulbs, accumulators, paint, seals, tires, bumpers, pads and other consumables or normally wearing type items unless found to be defective prior to use.

### ARTICLE 5:

All warranty claims from the Buyer must be sent by written document to Seller who will be in charge of dealing with the Manufacturer to address the problem in a timely manner.

### ARTICLE 6:

All the expenses related to a warranty claim will be invoiced to the Buyer until TLD employees have evaluated the claim. Whatever the circumstances, the Buyer should not refuse or delay the payment. If the evaluation concludes to TLD's full responsibility, a credit memo will be issued in favor of the Buyer. Under no circumstance other than those accepted by TLD, no warranty claim can be accepted without a formal letter from the Buyer and without the effective return of the defective parts at the Manufacturer address.

### ARTICLE 7:

This warranty is extended by TLD only to the Buyer of new products from TLD or from its authorized distributors. The products purchased under this warranty are intended for use exclusively by the Buyer and his employees and by no other person. Therefore, this warranty is not assignable and there shall be no third party beneficiary of this warranty.

### ARTICLE 8:

This warranty does only apply to the primeval reason. In other words, the consequences on the product linked to its use after first problem are not covered by the TLD warranty.

### ARTICLE 9:

Under no circumstances whatever shall TLD, the Manufacturer and the Seller be liable for any special or consequential damages, whether based on lost goodwill, lost resale profits, work stoppage, impairment of other goods or otherwise, and whether arising out of breach of any express or implied warranty, breach of contract, negligence or otherwise, except only in the case of personal injury as may be required by applicable law.

### ARTICLE 10:

The warranty is automatically void by TLD in the following cases:

- 1) The product has received some modification, not advised by TLD or not done following TLD requirements
- 2) The Buyer has not applied on the product applicable Technical Bulletins
- 3) Some original parts have been replaced by parts not provided by TLD.

### ARTICLE 11:

This warranty and all undertaking of TLD shall be governed by the laws of the Manufacturer's country and discussed in front of nearest court from the Manufacturer's facility even in case of multiple defenders.



**BLANK PAGE**





## **3- RULES RELATING TO SAFETY**

### **3-1- GENERAL WARNING**

The present instruction is applicable to all users of the machine: the head of the establishment, the department head, the driver and all personnel working in the environment of the equipment.

- Before using or carrying out maintenance on the machine, you must read the present instructions and comply with all their requirements;
- Read the inscriptions shown on the machine and ensure that they remain legible;
- Ensure that this set of instructions is kept available for all operators throughout the working life of the machine;
- Only suitable, trained, competent operators authorized by the user may use or carry out maintenance on this equipment in accordance with their field of employment and in accordance with local regulations;
- Wear clothing and equipment suitable for the operations;
- Never use a machine which does not appear to be in good condition;
- The manufacturer will not accept any responsibility if there has been any modification to the equipment, software, settings, wiring and pipework etc. not recommended by TLD or not carried out in accordance with the rules specified by TLD or if original parts are replaced by parts which do not exclusively come from TLD.

#### **3-1.1. GENERAL SAFETY RULES AND RECOMMENDATIONS**

- Never place any part of the body in any mechanism which is in operation or which is not safely immobilized;
- Signal any incident immediately to your supervisor, irrespective of whether there has been bodily injury or not;
- Never ignore an injury, however insignificant it may seem; attend the medical center immediately for medical treatment; this could prevent complications;
- In the event of using an internal combustion engine in an enclosed space, ensure that there is adequate ventilation or an adequate volume of air in the room;
- Stop the machine if problems or malfunctions occur during use.

#### **3-1.2. DRIVING – OPERATION - USE**

- Some TLD equipment are made from the combination of 2 equipment like Tractor and GPU, Equipment mounted on commercial or customized chassis... In such cases, the operator must refer to both manuals.
- If the vehicle has one, fasten the safety belt (driver and passengers) and close the doors before any movement.
- Do not use the controls for movements from outside the driver's station.
- Adapt the driving speed to the driving conditions (visibility, slope, load being towed, bends, width of the road, passage height, weather conditions etc.), environmental conditions (traffic, pedestrians, aircraft proximity/approach, obstacles, etc.) and vehicle braking distances.
- Check that you can see properly before starting to move, as necessary by going around the machine or by having an authorized individual guide you. Use the rear view mirror(s) and take care to avoid crushing individuals when manoeuvring, especially when reversing.
- Signal all changes of direction using the direction indicator lights.
- Switch on signal lights and lighting so that you can see clearly and be clearly seen.
- If the vehicle has one, sound the horn to warn of any danger;
- Never get on or off the vehicle whilst it is in motion.
- Never leave any part of the body outside the driver's station.
- Never place the machine in neutral without the vehicle having completely stopped.
- When parking, ensure that the vehicle is safely immobilised: apply the handbrake, place in neutral. Chock the vehicle wheels on slopes.
- After each time the vehicle is used, remove the key and if the vehicle has a cab, close it.

### 3-1.3. MAINTENANCE - REPAIRS

- Check that the sub-assembly or vehicle is stable before removing a component.
- Before carrying out maintenance operations, check that no one can start the vehicle unexpectedly: depending on the situation, remove keys, switch off the battery, leave a written instruction at the driver's station etc.
- Create a safety perimeter around the machine if necessary.
- Disconnect the batteries for all interventions that do not require the use of electrical power.
- Keep all sources of ignition away from a battery.
- Use suitable protective equipment before any intervention on batteries, since the latter contain acid.
- Before undertaking any welding on a vehicle, disconnect the batteries and disconnect all sensitive equipment (electronic boards etc.).
- In the event of grinding or welding of galvanised parts, wear safety glasses and a mask as protection against dust and vapours.
- In the event of there being a risk of falling from heights, use means of access and preventative equipment (scaffolding, railings etc.) which comply with regulations that are in force.



Before carrying out any work on the hydraulic circuits, it is essential that any elements that could produce or store potential hydraulic energy are depressurised and deactivated.

### 3-1.4. SPARE PARTS

Dispose of fluids and filters in accordance with local regulations

## 3-2- PICTOGRAMS



### PLEASE READ CAREFULLY:



**SAFETY HAZARD** : Failure to observe which could result in serious injury or death.



### **ENVIRONMENTAL HAZARD**



**DANGER**: Indicates a hazard associated with acid (for example batteries).



**DANGER**: Indicates a risk of explosion.



**DANGER**: Indicates a flammability hazard.



**DANGER**: Indicates danger of electrocution.



**DANGER**: Indicates a danger due to flammable materials.



**DANGER**: Indicates a danger due to toxic materials.



**PROHIBITION** Indicates operations, manoeuvres or any other actions which are strictly prohibited.



**PROHIBITION** No smoking.



**PROHIBITION** Flames prohibited.. Avoid production of sparks.



**OBLIGATION** Indicates an obligation.



**OBLIGATION** Indicates that protective goggles must be worn.



**OBLIGATION** Indicates that protective helmets must be worn.



**OBLIGATION** Indicates that ear-protection must be worn.



### NOTE:



### **SAFETY REQUIREMENT**



### **ENVIRONMENTAL REQUIREMENT**



**DANGER**: Indicates a hazard of injury caused by a mechanism.



**DANGER**: Indicates a risk of asphyxia.



**DANGER**: Indicates a danger of crushing.



**DANGER**: Indicates a danger of falling.



**DANGER**: Indicates a danger due to batteries



**DANGER**: Indicates a danger of burning.



**DANGER**: Indicates a danger due to emissions of laser radiation.



**PROHIBITION** Extinguishing of fires using water prohibited.



**PROHIBITION** Do not touch.



**PROHIBITION** Access prohibited



**OBLIGATION** Indicates that protective footwear must be worn.



**OBLIGATION** Indicates that protective gloves must be worn.



**OBLIGATION** Indicates that protective clothing must be worn.



**BLANK PAGE**



## 4- CONTENTS

| CHAPTER / SECTION | TITLES OF CHAPTERS AND OF SECTIONS                    |
|-------------------|---|
| <b>CHAPTER 0</b>  | <b>INFORMATION</b>                                    |
| Section 1         | TLD info  |
| Section 2         | General Warranty Conditions                           |
| Section 3         | Rules relating to safety                              |
| Section 4         | Table of contents                                     |
| <b>CHAPTER 1</b>  | <b>GENERAL INFORMATION AND OPERATING INSTRUCTIONS</b> |
| Section 1         | Description   |
| Section 2         | Operation   |
| Section 3         | Specifications and capacities                         |
| Section 4         | Despatch - Transport - Handling                       |
| Section 5         | Storage   |
| <b>CHAPTER 2</b>  | <b>MAINTENANCE</b>                                    |
| Section 1         | Maintenance - Diagrams                                |
| Section 2         | Troubleshooting                                       |
| Section 3         | Repair  |
| <b>CHAPTER 3</b>  | <b>REVISION/MAJOR REPAIRS (DEPENDING ON VERSION)</b>  |
| Section 1         | Component/system 1                                    |
| Section 2         | Component/system 2                                    |
| <b>CHAPTER 4</b>  | <b>SPARE PARTS</b>                                    |
|                   | Spare parts   |
| <b>CHAPTER 5</b>  | <b>SUPPLIER APPENDICES</b>                            |



**BLANK PAGE**